


Cloze

 *Fill in the missing words*


At the end of the long street there was a corner to turn to get out onto the _____, but they didn't turn the _____. They kept _____ in the same _____. What they didn't _____, was that it was the entrance to the _____ and the gates were _____. They tried to turn the car _____ but Batch blocked them in with his SLR5000. The _____ jumped out and _____ over the high _____ and ran off. The passenger came out _____ so Batch upended him. He _____ in underneath the car and was too _____ to come back out. Then the _____ came and took him to the _____.

fighting	police	hospital	scared
closed	highway	wharf	climbed
driver	gates	corner	know
direction	going	around	crawled

Prediction activity 1: What's in a title?

(Do this activity *before* you read the story!)

The story is called *HQ Holden*. We know that it probably involves an HQ Holden – but what *exactly* is it about?

 Try expanding the title, and writing a short description, to give a more precise idea of the kind of story this might be. We've given a few examples.

[illegible]

Prediction activity 2: Guess the plot

(Do this activity *before* you read the story!)

The list below contains 'clue words' taken from the story.

They are listed in the order they appear.




See if you can make up a plot outline for the story by building a sentence around each word.

HQ Holden

horsepower	
mags	
mates	
driving	
chased	
corner	
hospital	
questioning	
newspaper	
married	

Word play

Common letter pairs

 Choose from these common letter pairs to fill in the gaps in the words below.

or ur er ar

colo __

extract __ s

mot __

passeng __

h __ sepow __

yo __

c __ b __ ett __

aft __

pump __

bigg __

t __ n

int __ i __

ov __

driv __

fl __ ed

c __ n __


lat __

sc __ ed

s __ e

strong __

Synonyms

 For each word in the list below, find a word from the story which has a similar meaning. (You can check your answers from the upside-down list at the bottom.)

purchased _____

attempted _____

back _____

frightened _____

began _____

discovered _____

circular _____

certain _____

leaped _____

two _____

pursued _____

altered _____

stolen _____

larger _____

bought rear started round jumped chased pinched tried scared found sure couple changed bigger

Sequencing

These events from the story are in the wrong order.

 *Write them out below in the right order.*

The police found out that the blokes that stole my HQ were off a ship.

A few years later, I did some work on the car again.

One night, Stump was driving the HQ in Burnie.

Eighteen years ago I bought an HQ Holden Kingswood.

It was in the newspaper a couple of days later.

There were two blokes in it.


A while later I got married and bought a house.

I said, 'Someone's pinched my car.'

I changed the headlights from round to square, and then I changed the colour to an iridescent green.

The driver jumped out and climbed over the high gates and ran off.







Proof-reading and punctuating

 *Proof-read and punctuate the following paragraph from the story.*

Use capital letters, full stops, commas, apostrophes and quotation marks.

there were two blokes in it i jumped out of batchs car and tried to run over to the hq but they saw me and the driver took off through a red light batch said jump in here so i got back in the car with batch and stump and we chased them around the streets of burnie at high speed on one street that we chased them down there was a police station it was a long street and they were getting away from us so i got batch to stop in front of the police station and i ran in to tell them while batch chased them one of the policemen said whats going on i said someones pinched my car

Write your own car story (one way to go)

-  1. *Talk about possible subjects for your own 'car story', such as*
 - a car you have owned
 - a car you'd love to own
 - an 'accident' story
 - a romance – involving a car
-  2. *When you have chosen your subject, talk about it, or brainstorm it, to collect words or ideas that might be useful in your story.*
-  3. *Organise your notes. Decide on the order you want them in. Do you want to add anything/leave anything out?*
-  4. *Write a quick first draft. Don't worry about things like spelling or punctuation here – just get it down.*
-  5. *Read it over. If you want to, discuss it with someone else. Make any changes. Proof-read and correct your writing.*
-  6. *Write up your final draft.*