

Literacy tuition for adolescent boys

Intervention and support at
New Town High School

Jacqui Frew



Our setting



- 800 boys
- Diverse intake from 50+ feeder schools



Our students

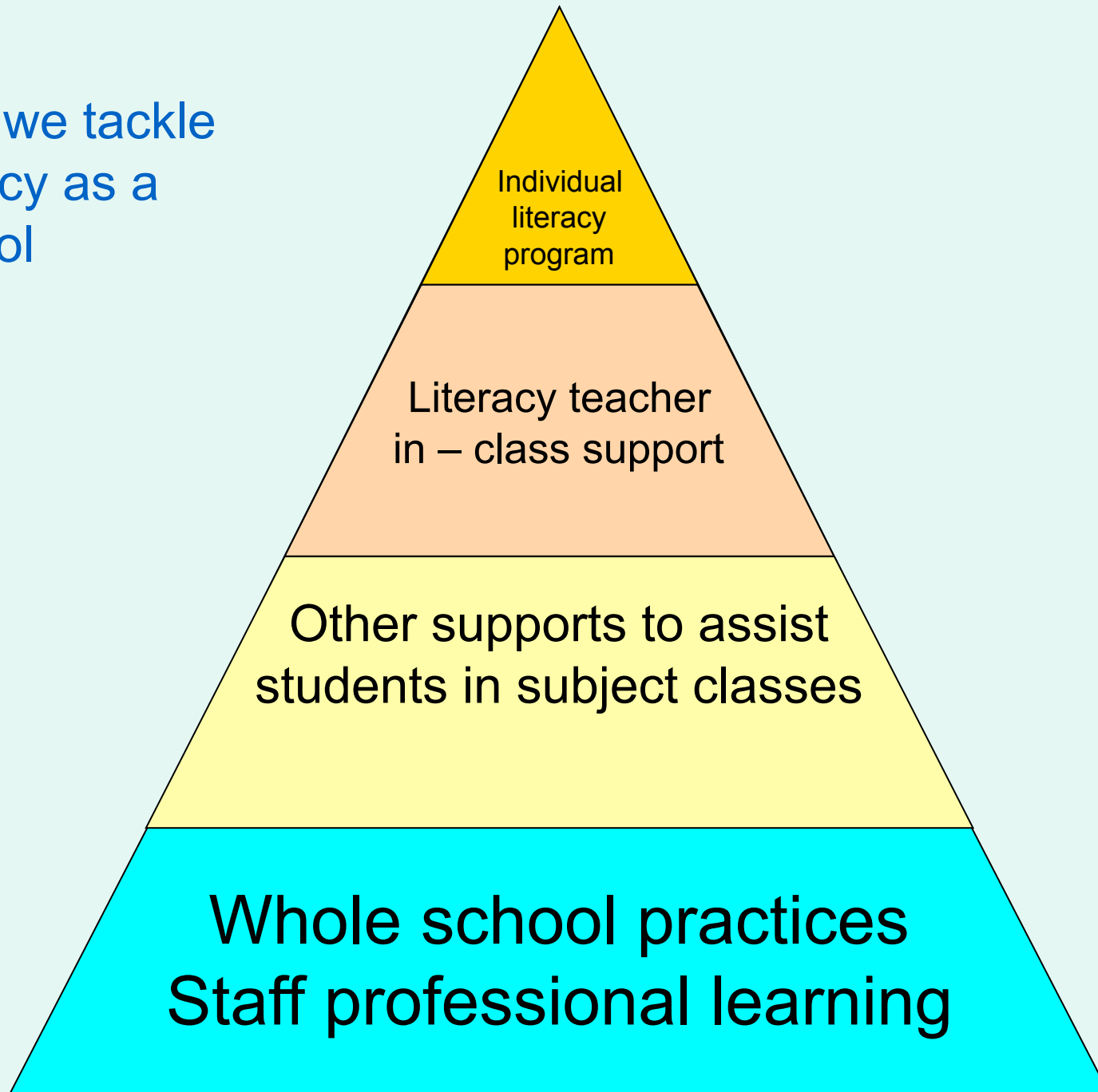
- Wide range of abilities
- High-achieving students
- Students who struggle
- International students
- Refugees
- Students with special needs

Literacy teaching at our school

All teachers are expected to teach literacy within their learning areas.

We have specialist literacy tuition for some students.

How we tackle
literacy as a
school



There is no escape...



Whole school practices
Staff professional learning

centrifuge

dissolves

concentrated

dilute



Glaze

Imagination

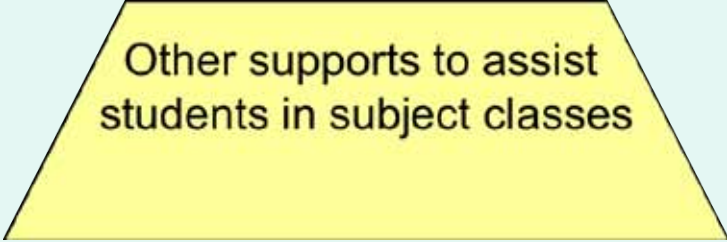
201

Expressive

Grotesque

Studio

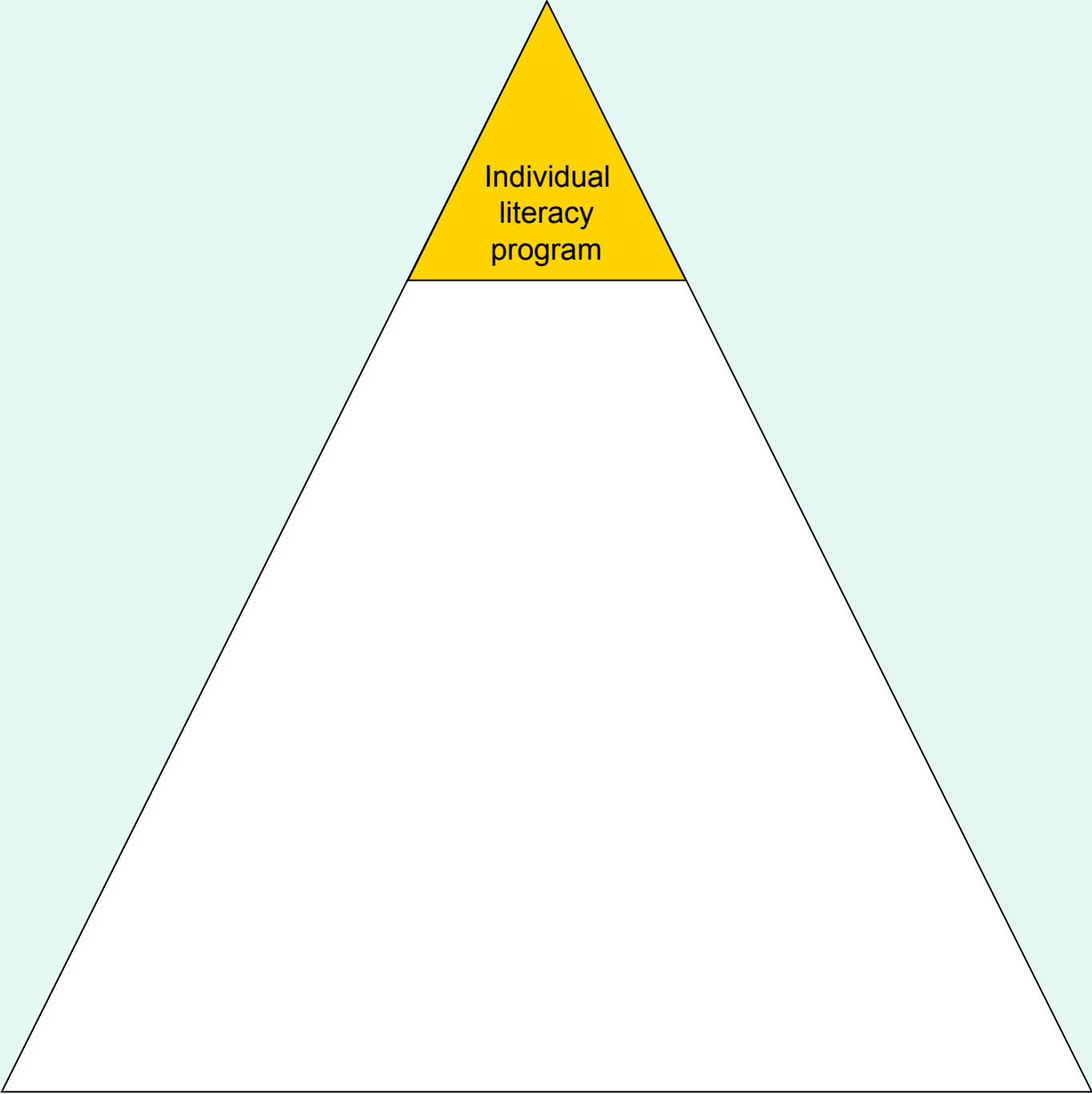
Ingredients	time	Important ingredients	what need
250g dried apricots	9:-9:10	get all ingredients ✓	Cups, bored, plate
1 cup of your favourite juice (apple)	9:10-9:22	dried apricots and Simmer with juice.	pot, medium heat,
1/2 cup wheat biscuits	9:22-9:35	Process wheat biscuits and add apricot mixture with honey ✓	Processor,
1/2 cup honey	9:35-9:38	1/2 honey tablespoons of mixture into balls and roll in coconut. ✓	tray, tablespoons
1/2 cup desiccated coconut	9:35-10	refrigerate ✓	refrigerator



Other supports to assist
students in subject classes

Other Literacy Supports

- Laptop loans, software for individuals
- Scribe for tests/ exams
- Liaison with teachers about students' needs
- Resources (audio-books, e-readers, word-prediction and text-reading software, speech-recognition software, electronic spell-checkers..)
- Follow-up other issues (fine-motor, eye-coordination, emotional, behavioural)
- Organisational skills support



Individual
literacy
program

Literacy Tuition



Literacy tuition- Grade 7

Previous data gathered
(Primary school, NAPLAN testing, Tas Curric. awards)



All Grade 7 students screened
(Waddington Reading, S.A. Spelling)



Students at risk identified

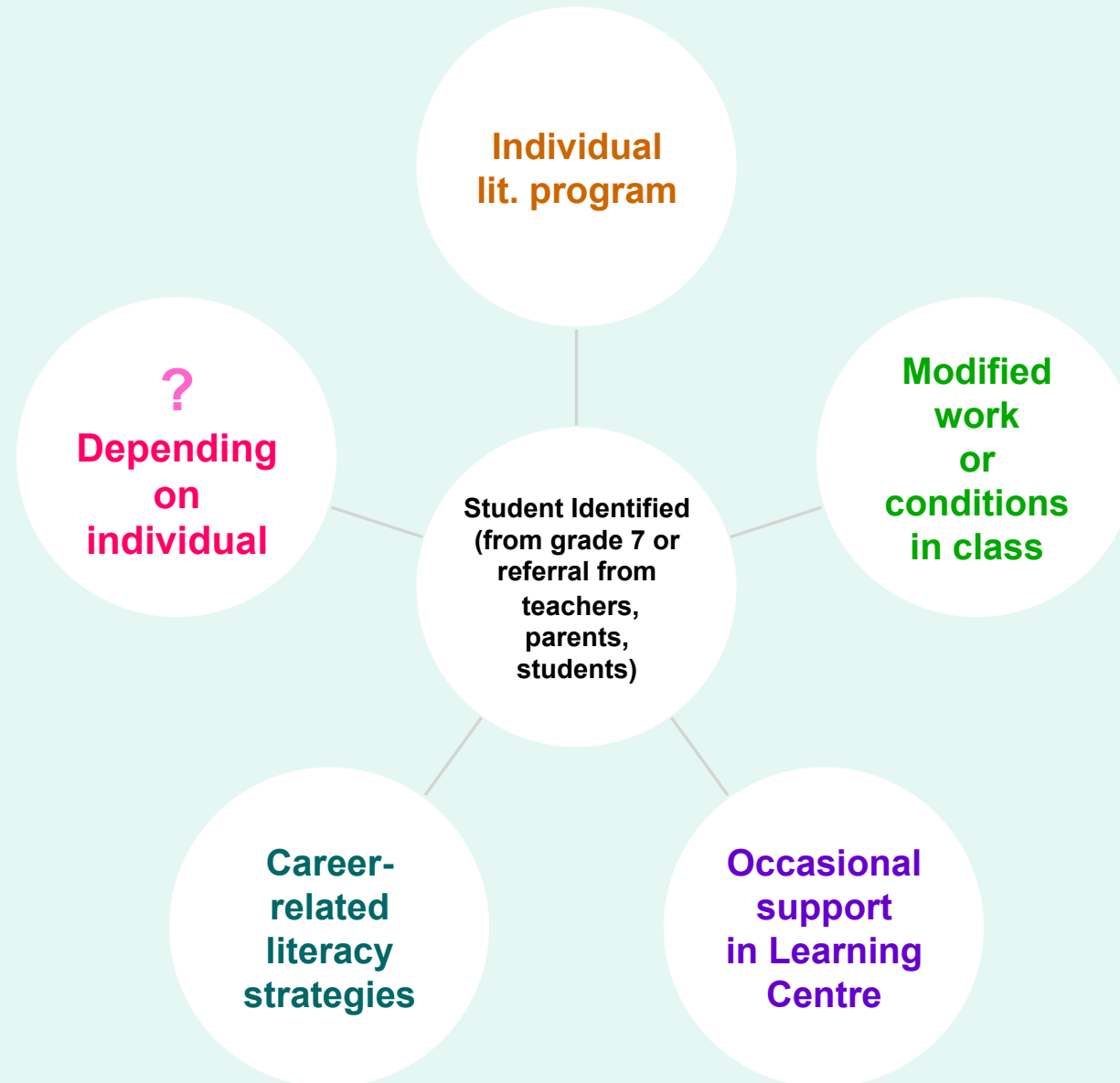


Literacy support program put in place



Literacy teacher works in collaboration with class teachers,
school psychologists, parents, grade supervisors etc..

Grades 8 - 10



Individual/ Small Group Literacy Tuition

1. Finding out why literacy is an issue

- Student
- Previous teachers
- Parents/ Guardians
- School Psychologists' reports
- Social Worker

Possible reasons

- Frequent changes of school
- Absence from school
- Trauma
- Severe behavioural problems
- Social/cultural reasons
- Learning difficulties – ADHD, dyslexia, working memory difficulties, visual, auditory processing problems etc.
- 'IWJBAD'

Maslow's **Hierarchy of Needs**



General Principles

1. Gather info. about literacy strengths and weaknesses
2. Work with personal interests, motivations.
3. Set goals with student
4. Ensure success
5. 'Real life' tasks, meaningful records of progress.
6. Help him to see himself as a reader and writer.

Identifying Strengths and Weaknesses

Observation of strategies used during reading

Observation of approach to writing and strategies used when writing

Analysing class work

Checking phonemic awareness, decoding skills

Checking comprehension, vocabulary...

Feedback from other teachers and parents

Interests



Jason's literacy focuses

Reading

Increase decoding and word-attack skills

Focus on meaning, detection of loss of meaning

Increase ability to choose relevant and interesting reading material

Improve fluency

Increase confidence and readiness to have a go.

Spelling

Increase knowledge of common letter patterns

Become more accurate with high frequency words

More effective invented spelling

ICT

Become more confident with using software to assist publishing work and accessing info and support literacy program

Writing

Develop a more positive attitude towards writing

Achieve published work of quality to boost confidence in writing.

Increase awareness and use of different language structures and styles of writing

Improve use of writing conventions

Jason's program includes

Interest topic:	Fly Fishing
Texts:	Learning objects, websites, levelled age-appropriate fiction, magazines
Writing:	Timeline, report, personal writing
Spelling:	Words in use, high-frequency words and common letter patterns from reading
Oral language:	Oral rehearsal for writing
I.C.T: retrieving publication,	Saving, organising and information, producing using websites,

Learning Strengths

Kinaesthetic learner
good at practical skills



- Build movement into lessons
- Use activity to anchor learning e.g. spelling, manipulating letter cards, word cards.

Examples of student goals

- Able to read the MAST Boat Safety Handbook quizzes.
- Increasing reading speed and fluency – keeping record.
- Able to spell all the words in home address
- Being able to spell the 300 high frequency words

The Literacy Support Program for students at risk

A typical program includes:

Reading

Writing

Spelling

Oral Language

Vocabulary

I.C.T.

Reading

Texts

- Magazines
- Sports autobiographies
- Handbooks
- Newspaper articles
- Jokes, cartoons
- Websites
- Board games
- Usually non-fiction



Teaching Reading



Strategies

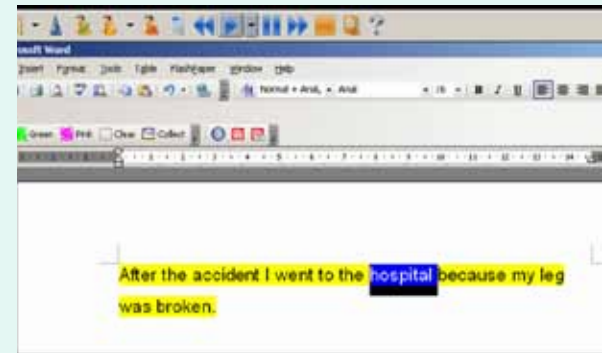
- Paired reading
- Repeated reading for fluency
- Sight words
- Word attack and phonics
- Visualising
- Summarising
- Connecting with experience

Reading technology



MP3 players
with
audiobooks

Read aloud software:



textHELP Read and Write



Kindles/ e-Readers with/
without text to speech

Writing texts

Forms

Diaries

Memories

Emails

Jokes

Reflections

School texts

Labels

Signs

Newsletter items

Reminders

Stories

Recipes

Blog entries

Reports

Instructions

Teaching writing

Gradual release of
responsibility



Showing examples



Teacher modelling



Writing together



Writing independently

Enough support to
ensure success

Writing support

- Key words – boat, safe, limit
- Oral rehearsal / planning
 - ‘First just tell me what the rule is, so we get the words straight...’
- Memory assistance
 - You said, ‘If you are closer than 60 metres...’
- Re-reading what has been written
 - Can you read back what you have written?

Writing technology

- You talk, it types - Dragon Naturally Speaking



- Microsoft Word

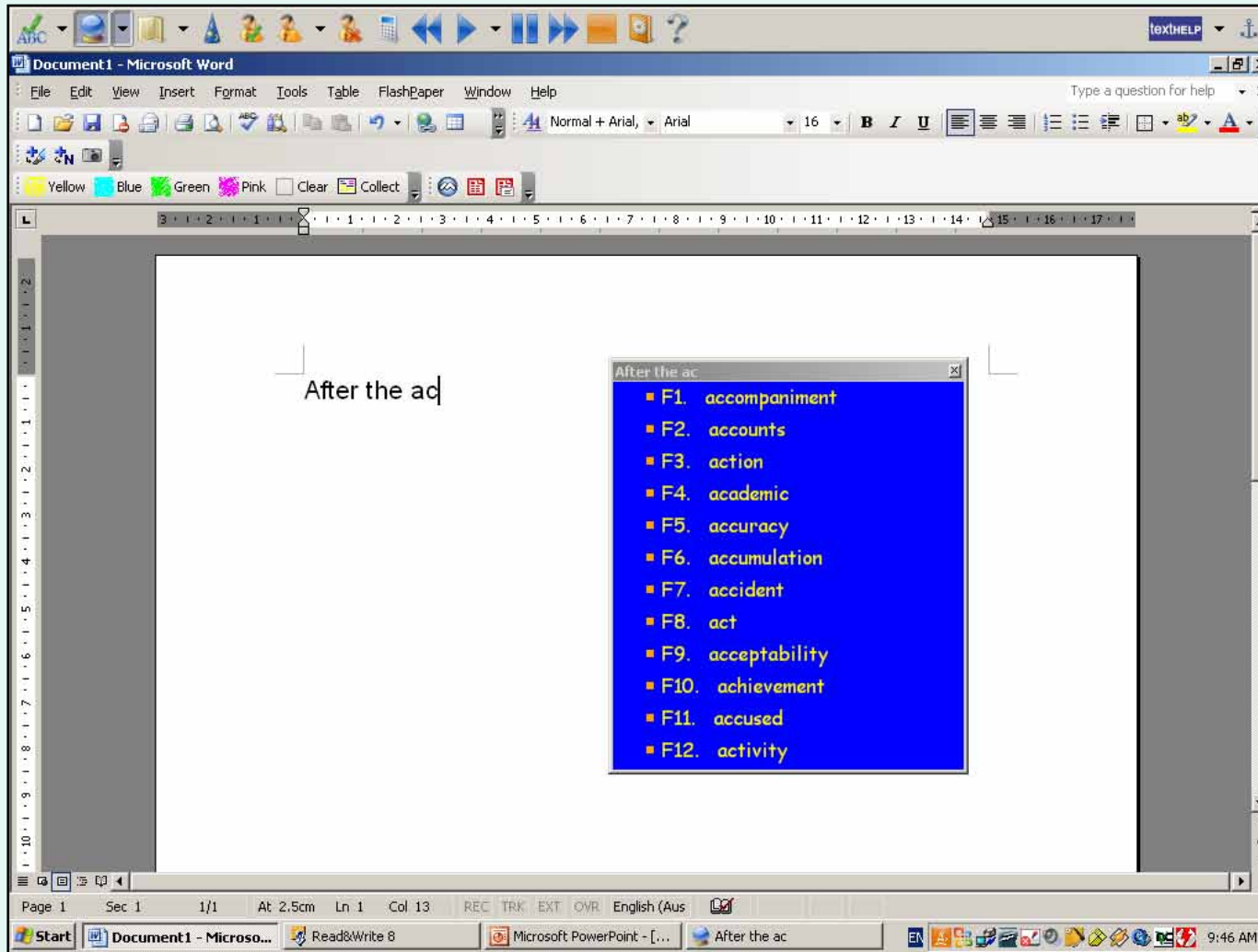
- Ginger



Ginger software

The screenshot shows a Microsoft Word window titled "Getting Started with Ginger - Microsoft Word". The interface displays two lines of text for a tutorial. The first line is "This **ecsampel sows** you how Ginger works." with a "Skip" button (two right-pointing arrows) to its left. The second line is "This example shows you how Ginger works." with an "Approve" button (a checkmark) to its left. Below the text, there are two green callout boxes. The first callout box points to the "Approve" button and contains the text: "Click here to accept Ginger's correction and continue." The second callout box points to the underlined text "example shows" and contains the text: "Ginger corrects mistakes that spellcheckers often miss." In the background, the Ginger logo is visible with the tagline "write solution". At the bottom of the window, there is a welcome message: "Welcome to Ginger, the best text correction tool available today. Ginger uses context to correct entire sentences containing grammatical errors, unusual".

Word prediction software



textHELP Read and Write


Spelling

Teach strategies for learning key words:

- CHIMP – Chunk, Investigate, Memorise, Practise.
- OldWay/New Way
- Memory tricks

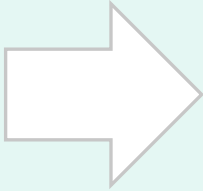
Helping to change beliefs

I can't read and write.



I can read and write.

I don't read and write.



I do read and write.